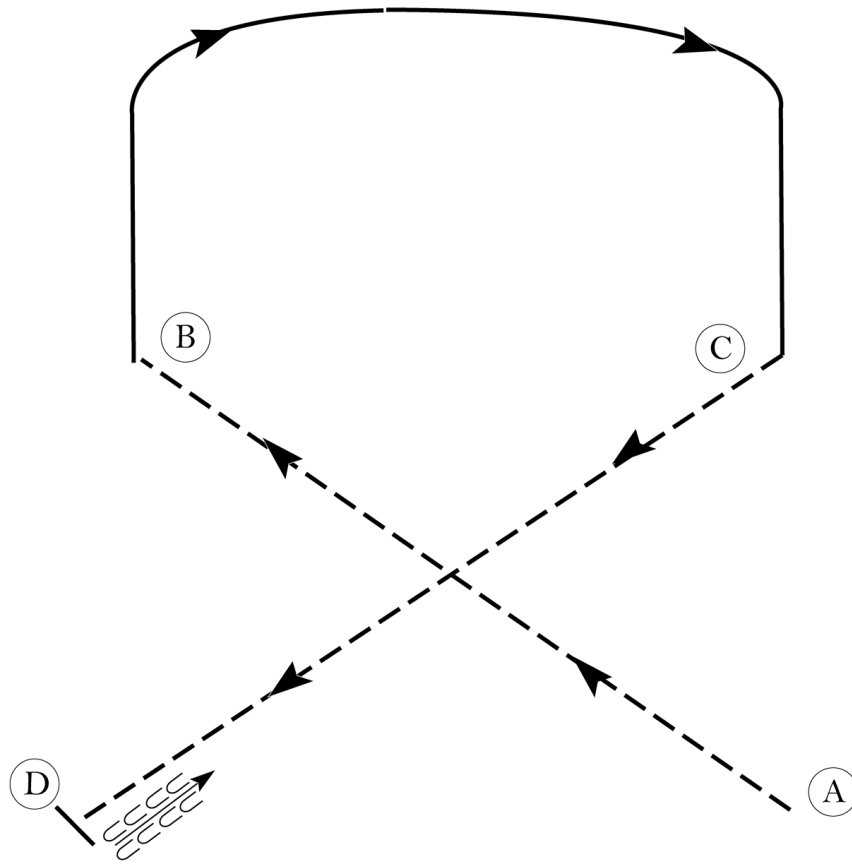


# 2024 AREA 1 SUNSATIONAL SUMMER CIRCUIT (Revised May 21) HUNT SEAT EQUIT. (Rookie & Level 1 Youth & Amateur)

Show Date: May 30 & 31, 2024

www.HorseShowPatterns.com

www.HorseShowPatterns.com



Be ready at A.

1. Posting trot on the left diagonal to B.
2. Canter right lead to C.
3. Posting trot on the right diagonal 1/2 way to D.
4. Sitting trot to D.
5. Halt at D and back approximately one horse length.

Exit at a sitting trot.

Walk	-----
Trot	- - - - -
Extended Trot	— — — — —
Canter	—————
Leg Yield	
Lead Change	— / —
Back	← ← ← ← ←
Marker	(B)
Sidepass	← — — — — ←
Hand Gallop	— — — — —

[HSE/1-23]

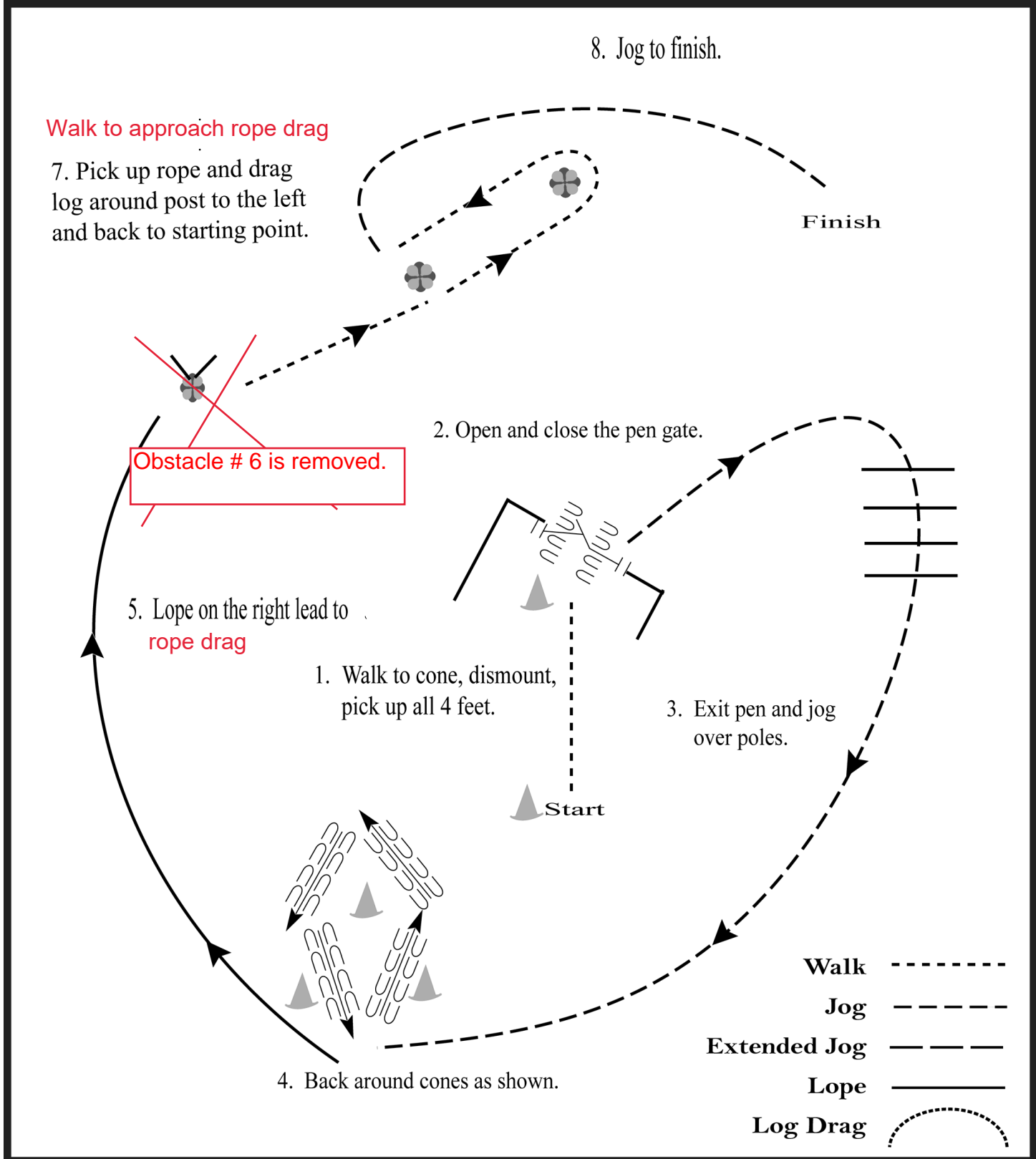
**Pattern Provided by:**  
*Judges, Ms. Alex Bryner, PA & Mr. Rick Bailey,*  
*IA*

# 2024 AREA 1 SUNSATIONAL SUMMER CIRCUIT (Revised May 21) RANCH TRAIL (ALL CLASSES)

Show Date: May 30 & 31, 2024

www.HorseShowPatterns.com

www.HorseShowPatterns.com



Walk to approach rope drag

7. Pick up rope and drag log around post to the left and back to starting point.

8. Jog to finish.

Finish

Obstacle # 6 is removed.

2. Open and close the pen gate.

5. Lope on the right lead to rope drag

1. Walk to cone, dismount, pick up all 4 feet.

3. Exit pen and jog over poles.

4. Back around cones as shown.

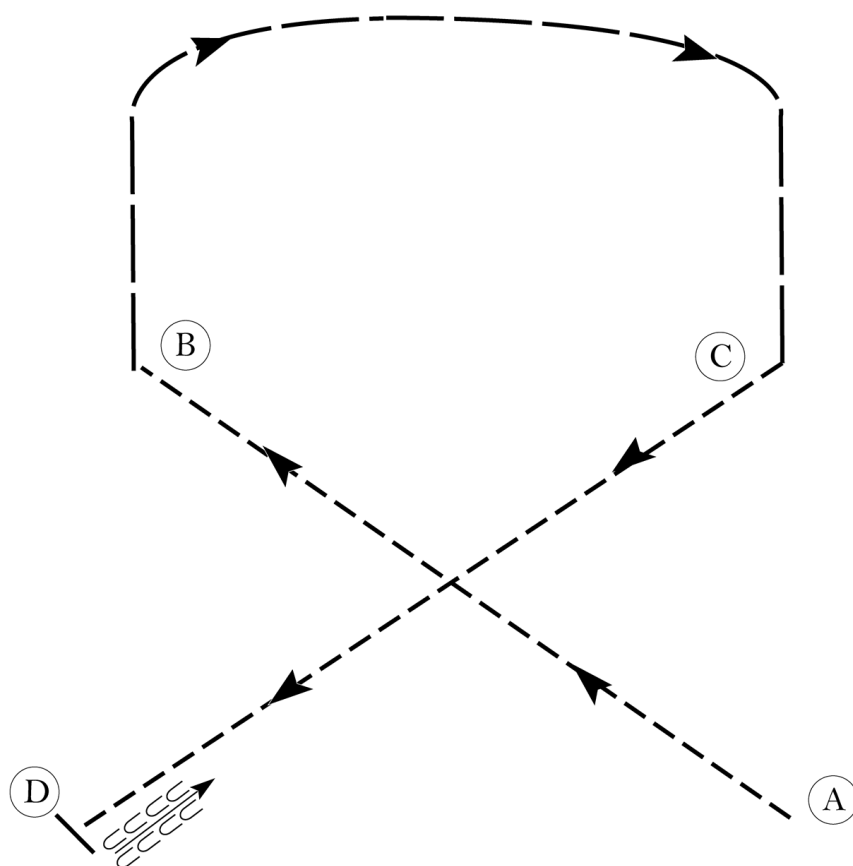
- Walk - - - - -
- Jog - - - - -
- Extended Jog - - - - -
- Lope ————
- Log Drag (dotted with semi-circle)

[RT/2]

**Pattern Provided by:**  
Judges, Ms. Alex Bryner, PA & Mr. Rick Bailey,  
IA

# 2024 AREA 1 SUNSATIONAL SUMMER CIRCUIT (Revised May 21) HUNT SEAT EQUIT. (Youth, Select & Amateur)

Show Date: May 30 & 31, 2024



Be ready at A.

1. Sitting trot 1/2 way to B.
2. Posting trot on the left diagonal to B.
3. Hand gallop right lead to C.
4. Posting trot on the right diagonal 1/2 way to D.
5. Sitting trot to D.
6. Halt at D and back approximately one horse length.

Exit at a sitting trot.

Walk	-----
Trot	- - - - -
Extended Trot	— — — —
Canter	—————
Leg Yield	
Lead Change	— / —
Back	← ← ← ← ←
Marker	Ⓚ
Sidepass	← — — — ←
Hand Gallop	— — — —

[HSE/2-23]

**Pattern Provided by:**  
*Judges, Ms. Alex Bryner, PA & Mr. Rick Bailey,  
IA*

w w w . H o r s e S h o w P a t t e r n s . c o m

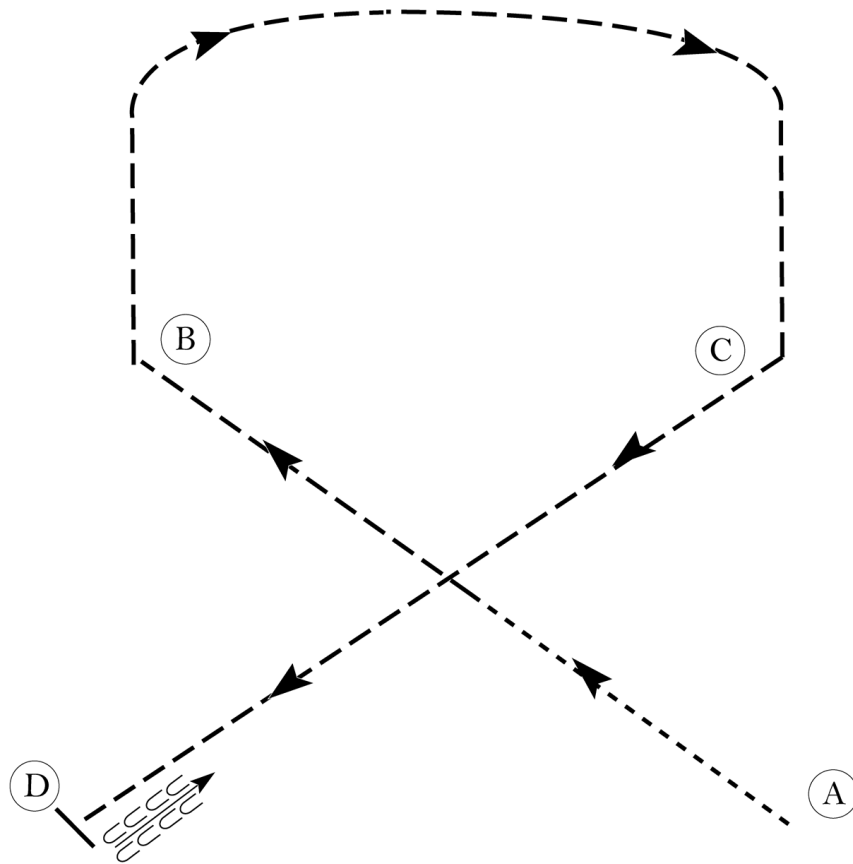
w w w . H o r s e S h o w P a t t e r n s . c o m

# 2024 AREA 1 SUNSATIONAL SUMMER CIRCUIT (Revised May 21) HUNT SEAT EQUIT. (LEVEL 1 Youth & Amateur Walk Trot)

Show Date: May 30 & 31, 2024

www.HorseShowPatterns.com

www.HorseShowPatterns.com



Be ready at A.

1. Walk 1/2 way to B.
2. Posting trot on the left diagonal to B.
3. Sitting trot to C.
4. Posting trot on the right diagonal 1/2 way to D.
5. Sitting trot to D.
6. Halt at D and back approximately one horse length.

Exit at a sitting trot.

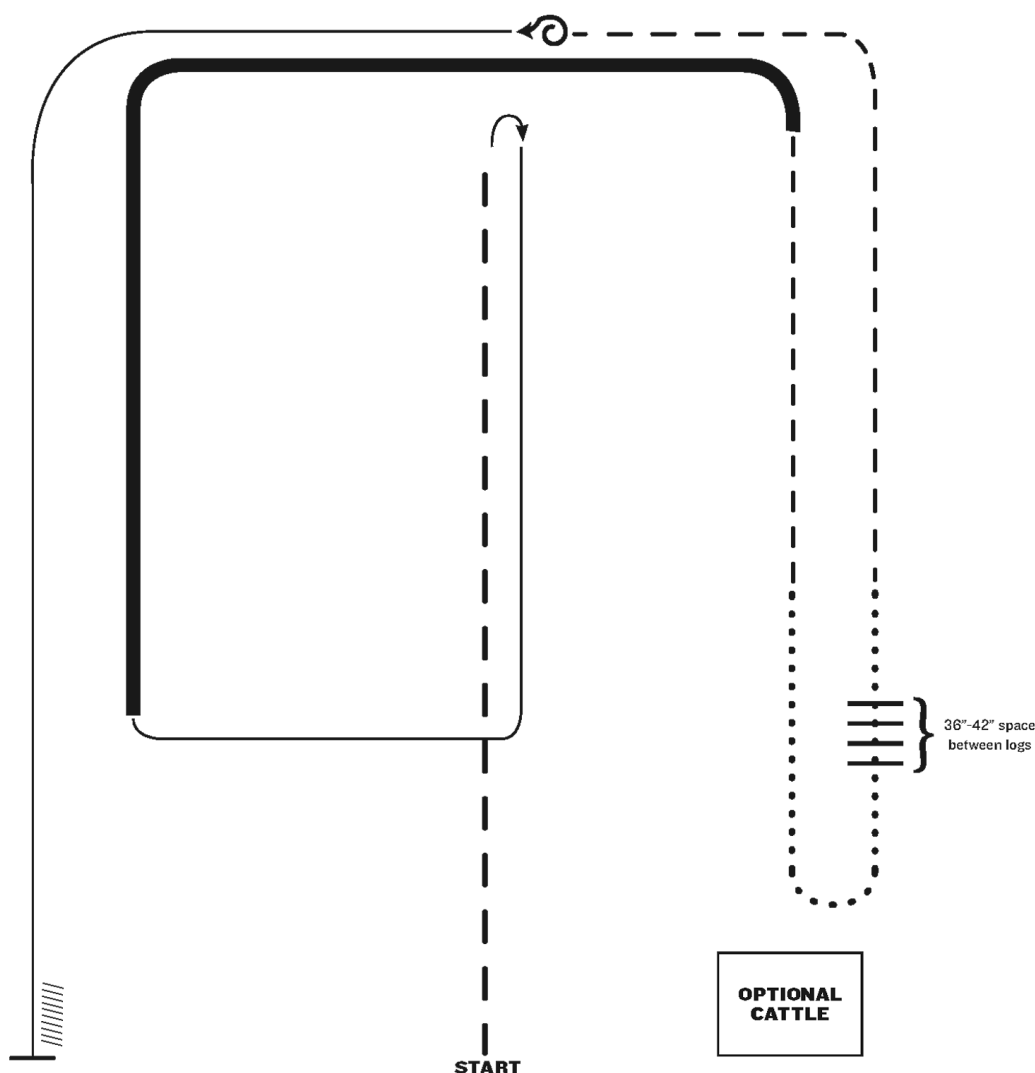
Walk	-----
Trot	- - - - -
Extended Trot	— — — — —
Canter	—————
Leg Yield	
Lead Change	— / —
Back	← ← ← ← ←
Marker	(B)
Sidepass	← — — — — ←
Hand Gallop	— — — — —

[HSE/WT-23]

**Pattern Provided by:**  
*Judges, Ms. Alex Bryner, PA & Mr. Rick Bailey,*  
*IA*

# 2024 AREA 1 SUNSATIONAL SUMMER CIRCUIT (Revised May 21) RANCH RIDING (ALL CLASSES)

Show Date: May 30 & 31, 2024



1. Extended trot
2. Stop, rollback right
3. Lope right lead
4. Extended lope (right lead)
5. Trot
6. Walk
7. Walk over logs
8. Walk
9. Trot
10. Stop, 360 left
11. Lope left lead
12. Stop and back

**OPTIONAL  
CATTLE**

Note: The drawn description of this pattern is only intended for the general depiction of the pattern. Exhibitors should utilize the arena space to best exhibit their horses.

[RR/AQHA-15]

**Pattern Provided by:**  
*Judges, Ms. Alex Bryner, PA & Mr. Rick Bailey,  
IA*

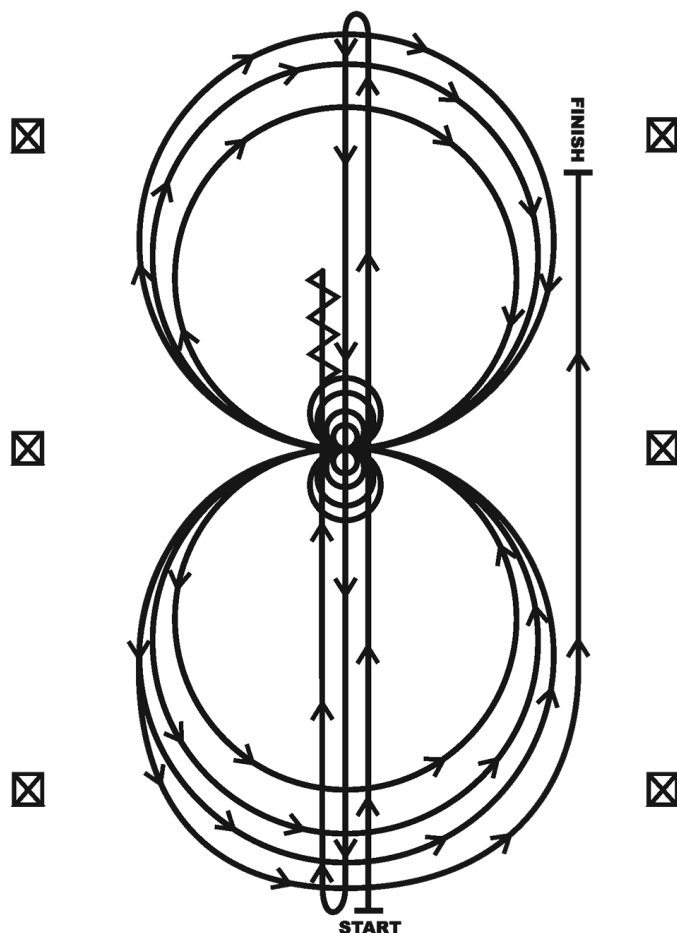
w w w . H o r s e S h o w P a t t e r n s . c o m

w w w . H o r s e S h o w P a t t e r n s . c o m

# 2024 AREA 1 SUNSATIONAL SUMMER CIRCUIT (Revised May 21) REINING (ALL CLASSES)

Show Date: May 30 & 31, 2024

## REINING PATTERN I



1. Run at speed to the far end of the arena past the endmarker and do a left rollback—no hesitation.
2. Run to the opposite end of the arena past the end marker and do a right rollback—no hesitation.
3. Run past the center marker and do a sliding stop. Back up to center of the arena or at least ten feet (three meters). Hesitate.
4. Complete four spins to the right. Hesitate.
5. Complete four and one-quarter spins to the left so that horse is facing left wall or fence. Hesitate.
6. Beginning on the left lead, complete three circles to the left: the first circle large and fast; the second circle small and slow; the third circle large and fast. Change leads at the center of the arena.
7. Complete three circles to the right: the first circle large and fast; the second circle small and slow; the third circle large and fast. Change leads at the center of the arena.
8. Begin a large circle to the left but do not close this circle. Run straight up the right side of the arena past the center marker and do a sliding stop at least twenty feet (six meters) from wall or fence. Hesitate to demonstrate the completion of the pattern.

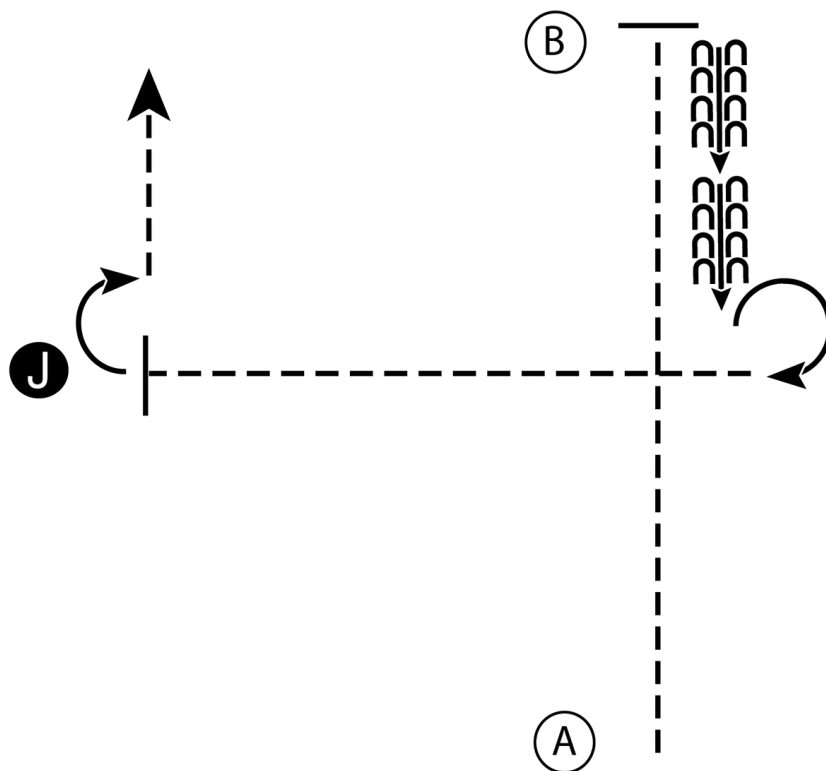
[R/AQHAP-1]

**Pattern Provided by:**

*Judges, Ms. Alex Bryner, PA & Mr. Rick Bailey,  
IA*

# 2024 AREA 1 SUNSATIONAL SUMMER CIRCUIT (Revised May 21) SHOWMANSHIP (Youth, Select & Amateur)

Show Date: May 30 & 31, 2024



1. Trot A to B
2. Stop at B and back halfway to A
3. Stop and perform a 270 degree turn
4. Trot to judge and set up for inspection
5. When dismissed perform a 90 degree turn and trot away from judge

- Walk - - - - -
- Trot - - - - -
- Back ←
- Marker (B)
- Judge (J)

[S/2-3]

**Pattern Provided by:**  
*Judges, Ms. Alex Bryner, PA & Mr. Rick Bailey,  
IA*

w w w . H o r s e S h o w P a t t e r n s . c o m

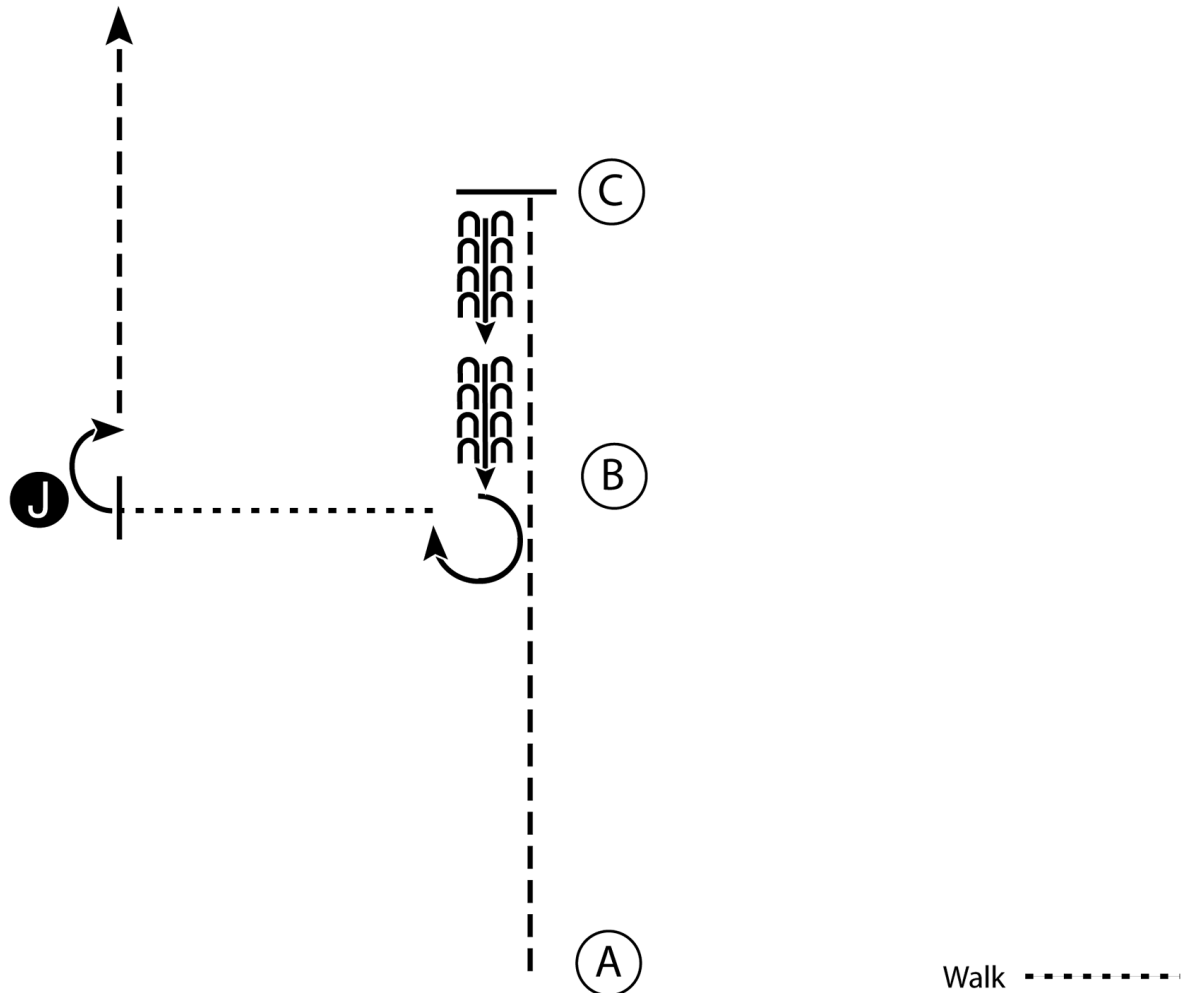
w w w . H o r s e S h o w P a t t e r n s . c o m

# 2024 AREA 1 SUNSATIONAL SUMMER CIRCUIT (Revised May 21) SHOWMANSHIP (Rookie & Level 1 Youth & Amateur)

Show Date: May 30 & 31, 2024

w w w . H o r s e S h o w P a t t e r n s . c o m

w w w . H o r s e S h o w P a t t e r n s . c o m



1. Trot from A to C.
2. Stop and back to B.
3. Perform a 270 degree turn and walk to the Judge.
4. Stop and set up for inspection.
5. When dismissed perform a 90 degree turn and trot to line-up.

Walk .....  
 Trot - - - - -  
 Back ← ← ← ← ←  
 Marker (B)  
 Judge (J)

[S/2-14]

**Pattern Provided by:**  
*Judges, Ms. Alex Bryner, PA & Mr. Rick Bailey,  
 IA*

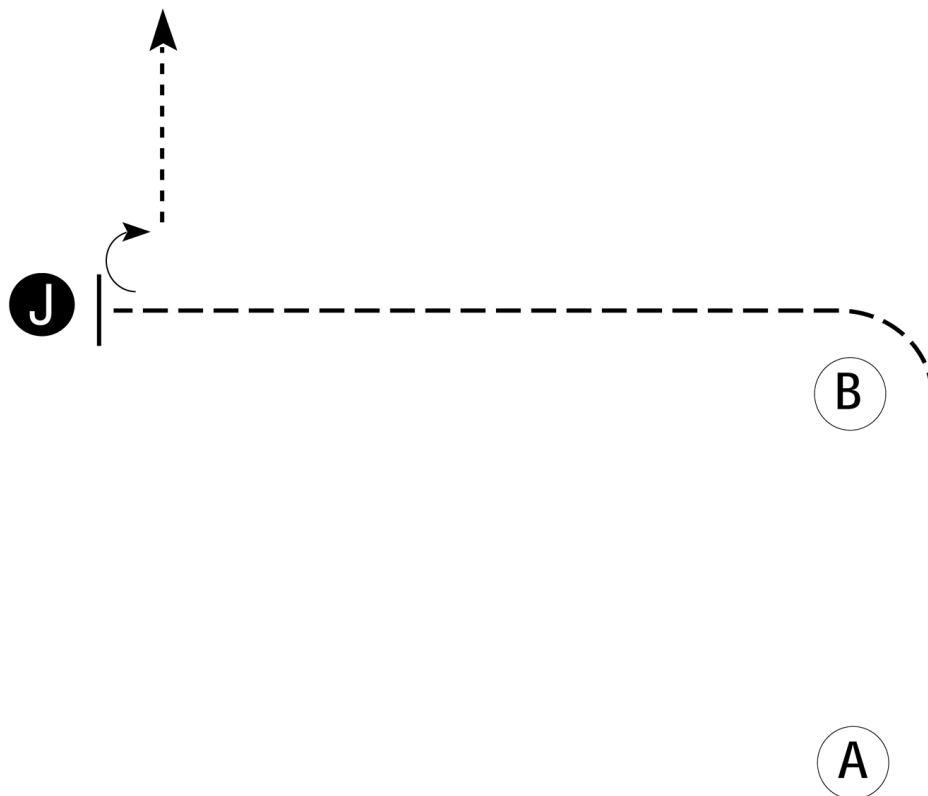


# 2024 AREA 1 SUNSATIONAL SUMMER CIRCUIT (Revised May 21) SHOWMANSHIP (SMALL FRY)

Show Date: May 30 & 31, 2024

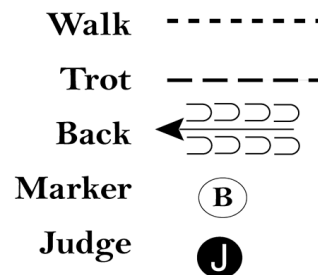
w w w . H o r s e S h o w P a t t e r n s . c o m

w w w . H o r s e S h o w P a t t e r n s . c o m



Be ready at A.

1. Walk from A to B.
2. At B, trot to judge.
3. Stop and set up for inspection.
4. When dismissed, turn 90 degrees and walk away from judge.
5. Follow the instructions of your ring steward.



[S/WT-11]

**Pattern Provided by:**  
*Judges, Ms. Alex Bryner, PA & Mr. Rick Bailey,  
IA*

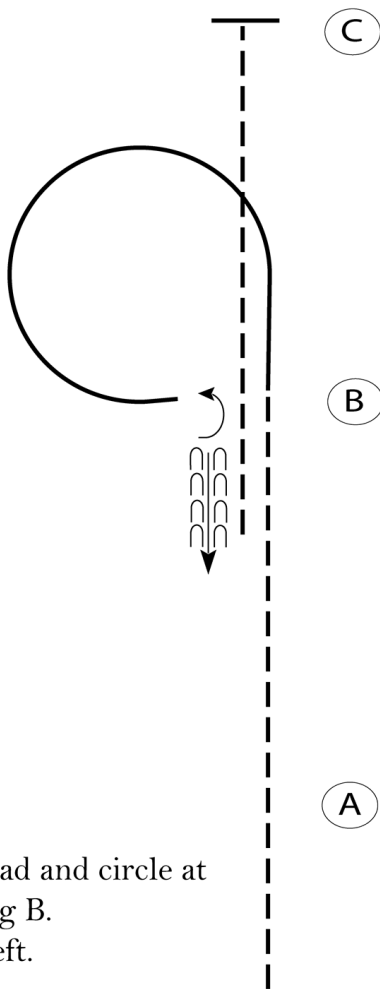
# 2024 AREA 1 SUNSATIONAL SUMMER CIRCUIT (Revised May 21)

## WEST. HORSEMANSHIP (Rookie & Level 1 Youth & Amateur)

Show Date: May 30 & 31, 2024

www.HorseShowPatterns.com

www.HorseShowPatterns.com



Begin before A at a jog.

1. Jog from A to B.
2. At B, lope on the left lead and circle at B as shown. Stop facing B.
3. Turn 1/4 turn to the left.
4. Back one horse length.
5. Jog to C. Stop at C.

Follow the instructions of your ring steward.

<b>Walk</b>	-----
<b>Jog</b>	-----
<b>Extended Jog</b>	-----
<b>Lope</b>	—————
<b>Leg Yield</b>	
<b>Lead Change</b>	—/—
<b>Back</b>	←←← ←←←
<b>Marker</b>	Ⓚ
<b>Sidepass</b>	←-----→

[WH/1-17]

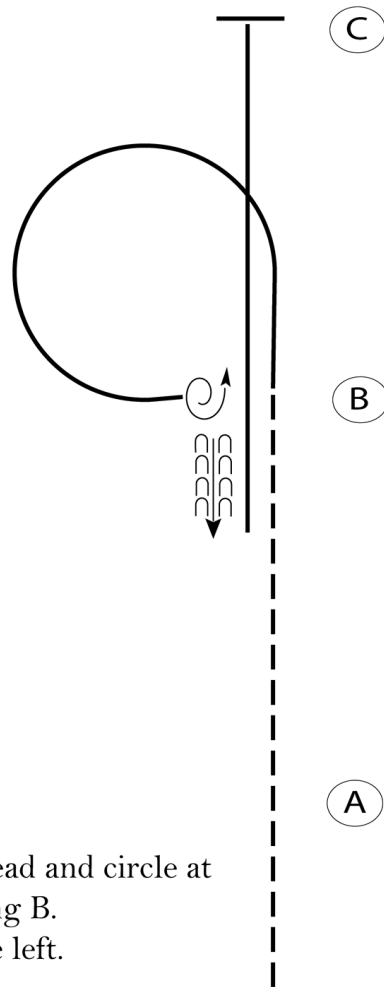
**Pattern Provided by:**  
*Judges, Ms. Alex Bryner, PA & Mr. Rick Bailey,*  
*IA*

# 2024 AREA 1 SUNSATIONAL SUMMER CIRCUIT (Revised May 21) WEST. HORSEMANSHIP (Youth, Select & Amateur)

Show Date: May 30 & 31, 2024

w w w . H o r s e S h o w P a t t e r n s . c o m

w w w . H o r s e S h o w P a t t e r n s . c o m



Begin before A at a jog.

1. Jog from A to B.
2. At B, lope on the left lead and circle at B as shown. Stop facing B.
3. Turn 1 1/4 turn to the left.
4. Back one horse length.
5. Lope on the right lead to C. Stop at C.

Follow the instructions of your ring steward.

Walk	-----
Jog	-----
Extended Jog	-----
Lope	—————
Leg Yield	
Lead Change	—/—
Back	←←←←← ←←←←←
Marker	Ⓚ
Sidepass	←-----→

[WH/2-17]

**Pattern Provided by:**  
*Judges, Ms. Alex Bryner, PA & Mr. Rick Bailey,  
IA*

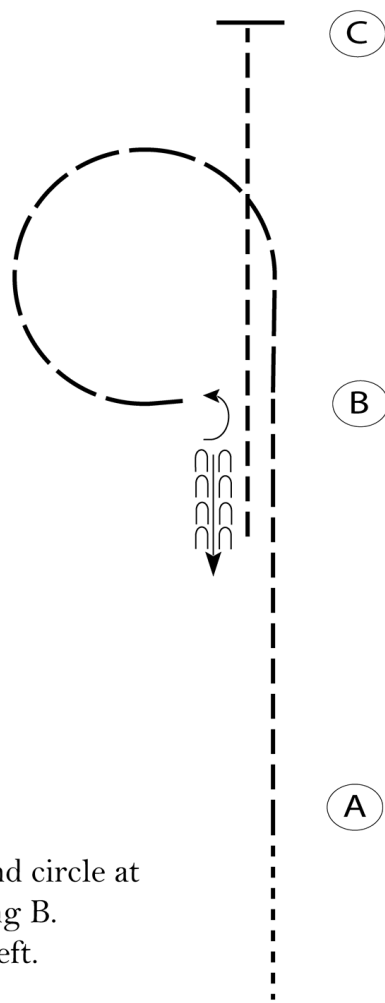
# 2024 AREA 1 SUNSATIONAL SUMMER CIRCUIT (Revised May 21)

## WEST. HORSEMANSHIP (LEVEL 1 Youth & Amateur Walk Trot)

Show Date: May 30 & 31, 2024

www.HorseShowPatterns.com

www.HorseShowPatterns.com



Begin before A at a walk.

1. Jog from A to B.
2. At B, extend the jog and circle at B as shown. Stop facing B.
3. Turn 1/4 turn to the left.
4. Back one horse length.
5. Jog to C. Stop at C.

Follow the instructions of your ring steward.

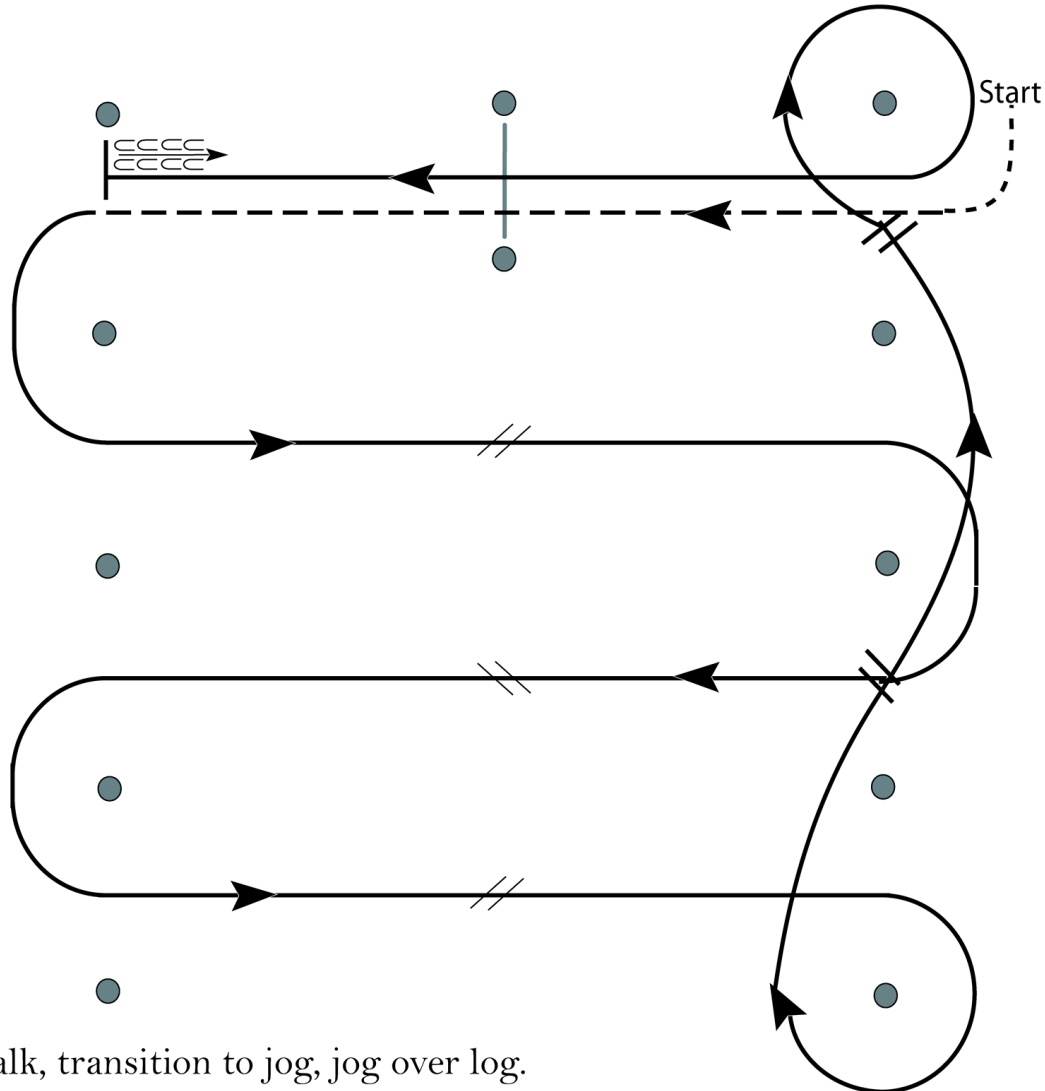
Walk	-----
Jog	-----
Extended Jog	-----
Lope	—————
Leg Yield	
Lead Change	—/—
Back	←←←←← ←←←←←
Marker	Ⓚ
Sidepass	←-----→

[WH/WT-17]

**Pattern Provided by:**  
Judges, Ms. Alex Bryner, PA & Mr. Rick Bailey,  
IA

# 2024 AREA 1 SUNSATIONAL SUMMER CIRCUIT (Revised May 21) WESTERN RIDING (Green & Level 1)

Show Date: May 30 & 31, 2024



1. Walk, transition to jog, jog over log.
2. Transition to left lead lope.
3. First crossing change.
4. Second crossing change.
5. Third crossing change.
6. Circle and first line change.
7. Second line change and circle.
8. Lope log.
9. Stop and back.

[WR/GP-2]

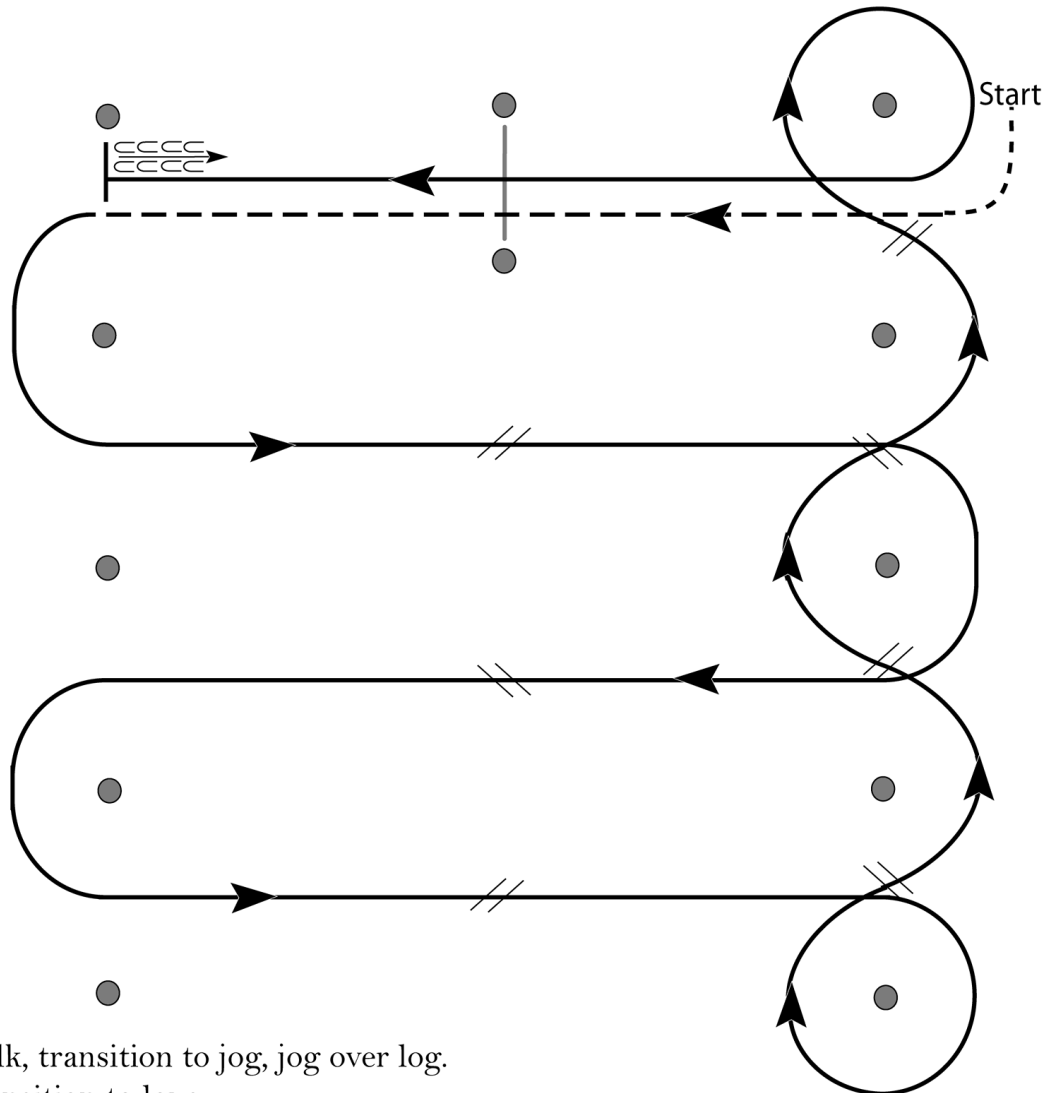
**Pattern Provided by:**  
*Judges, Ms. Alex Bryner, PA & Mr. Rick Bailey,  
IA*

www.HorseShowPatterns.com

www.HorseShowPatterns.com

# 2024 AREA 1 SUNSATIONAL SUMMER CIRCUIT (Revised May 21) WESTERN RIDING (Open, Amateur & Youth)

Show Date: May 30 & 31, 2024



1. Walk, transition to jog, jog over log.
2. Transition to lope.
3. First crossing change.
4. Second crossing change.
5. Third crossing change.
6. Circle and first line change.
7. Second line change.
8. Third line change.
9. Fourth line change and circle.
10. Lope log.
11. Lope, stop and back.

[WR/OP-2]

**Pattern Provided by:**  
*Judges, Ms. Alex Bryner, PA & Mr. Rick Bailey,  
IA*

w w w . H o r s e S h o w P a t t e r n s . c o m

w w w . H o r s e S h o w P a t t e r n s . c o m