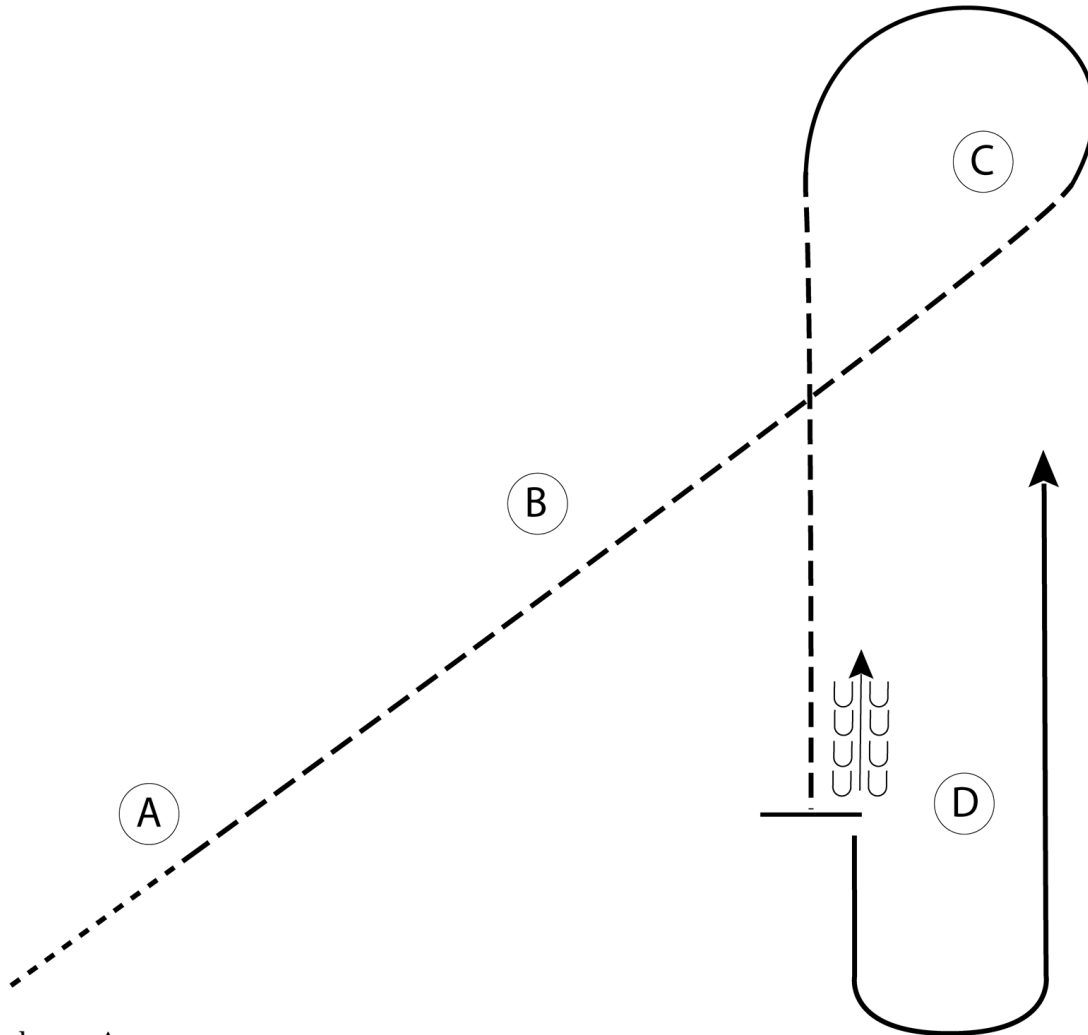


2024 AREA 1 SUNSATIONAL SUMMER CIRCUIT (Revised May 21) HUNT SEAT EQUITATION AMATEUR, SELECT & YOUTH

Show Date: June 1 & 2, 2024

www.HorseShowPatterns.com

www.HorseShowPatterns.com



Be ready at A.

1. Walk to A.
2. Sitting trot to B.
3. Posting trot on the right diagonal from B to C.
4. At C, counter canter a half circle on the right lead and circle back around to C.
5. At C, drop to a posting trot on the left diagonal to D.
6. Stop at D and back 3 steps
7. Canter left lead to exit.

| | |
|---------------|-------------|
| Walk | ----- |
| Trot | - - - - - |
| Extended Trot | — — — — — |
| Canter | ————— |
| Leg Yield | |
| Lead Change | ↙ ↘ |
| Back | ← ← ← ← ← |
| Marker | ⊙ |
| Sidepass | ← — — — — ← |
| Hand Gallop | — — — — — |

[HSE/3-1]

Pattern Provided by:

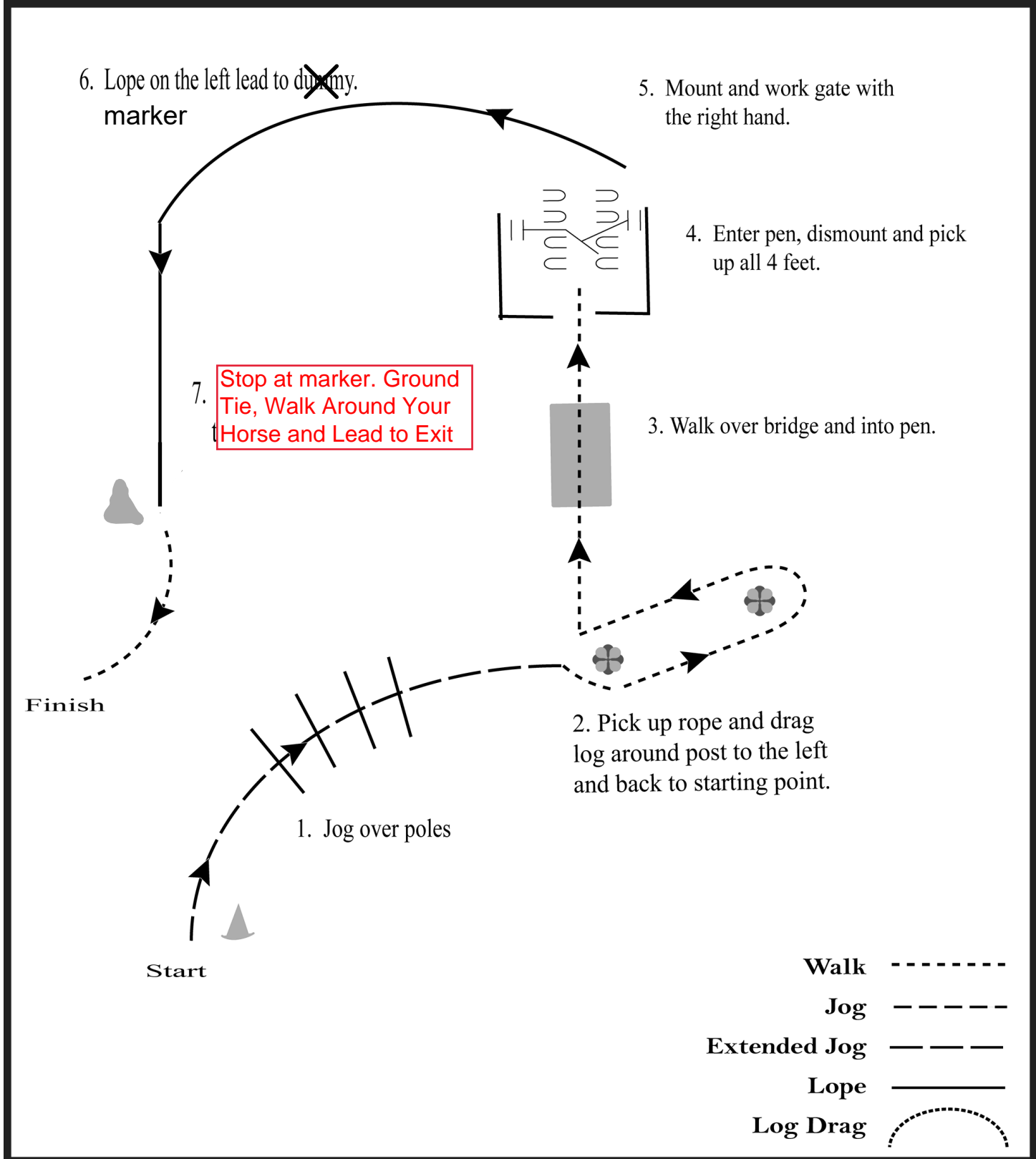
Mike Bednarek, NY & Tim Abler, MI

2024 AREA 1 SUNSATIONAL SUMMER CIRCUIT (Revised May 21) RANCH TRAIL (ALL CLASSES)

Show Date: June 1 & 2, 2024

www.HorseShowPatterns.com

www.HorseShowPatterns.com



7. Stop at marker. Ground Tie, Walk Around Your Horse and Lead to Exit

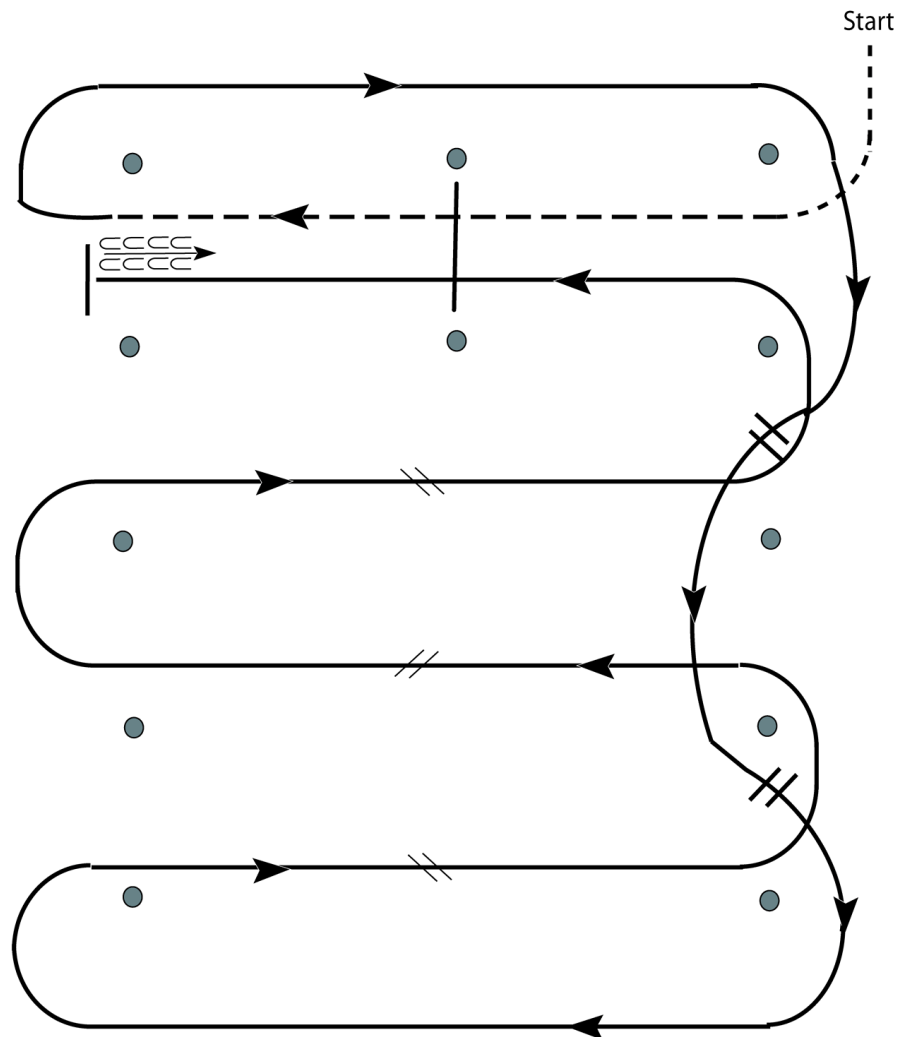
- Walk -----
- Jog - - - - -
- Extended Jog - - - - -
- Lope _____
- Log Drag (with semi-circle)

[RT/6]

Pattern Provided by:
Mike Bednarek, NY & Tim Ablor, MI

2024 AREA 1 SUNSATIONAL SUMMER CIRCUIT (Revised May 21) WESTERN RIDING (Level 1 Open, Amateur & Youth)

Show Date: June 1 & 2, 2024



1. Walk, transition to jog, jog over log.
2. Transition to right lead and lope around end.
3. First line change.
4. Second line change. Lope around end of arena.
5. First crossing change.
6. Second crossing change.
7. Third crossing change.
8. Lope over log.
9. Lope, stop and back.

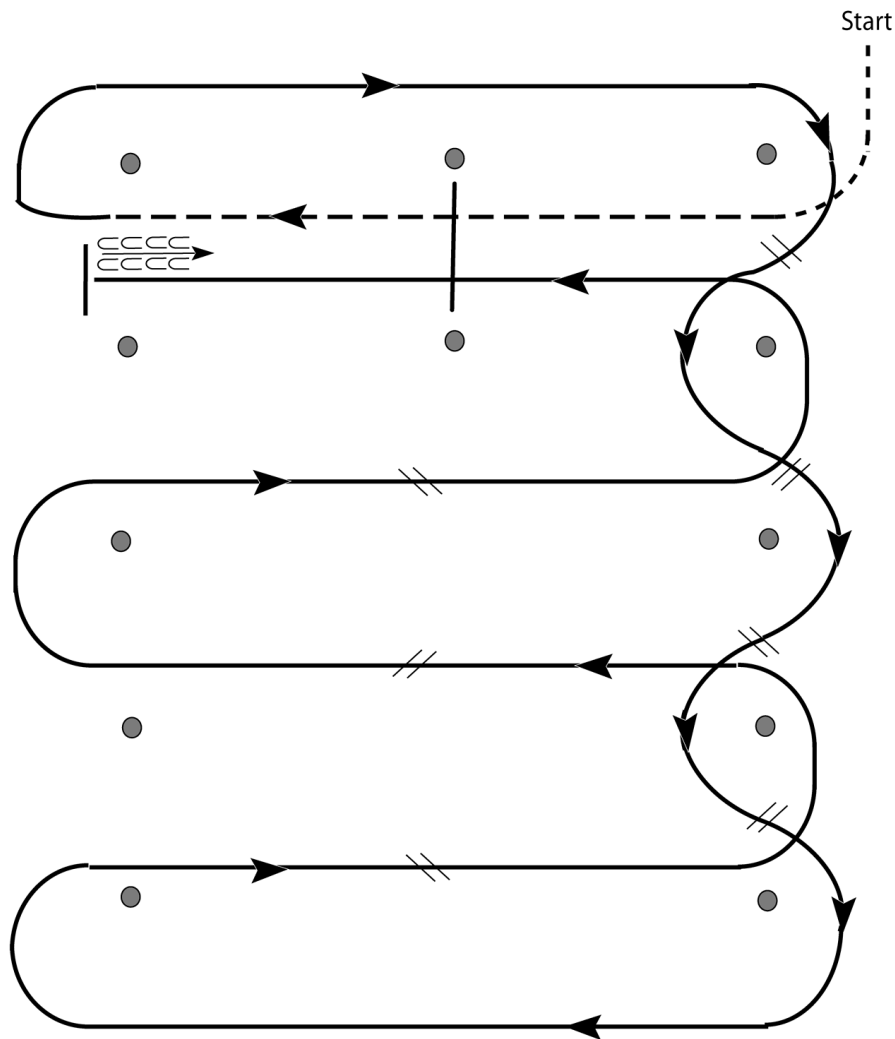
[WR/GP-4]

Pattern Provided by:

Mike Bednarek, NY & Tim Abler, MI

2024 AREA 1 SUNSATIONAL SUMMER CIRCUIT (Revised May 21) WESTERN RIDING (Open, Amateur & Youth)

Show Date: June 1 & 2, 2024



1. Walk, transition to jog, jog over log.
2. Transition to right.
3. First line change.
4. Second line change.
5. Third line change.
6. Fourth line change.
7. First crossing change.
8. Second crossing change.
9. Third crossing change.
10. Lope over log.
11. Lope, stop and back.

[WR/OP-4]

Pattern Provided by:

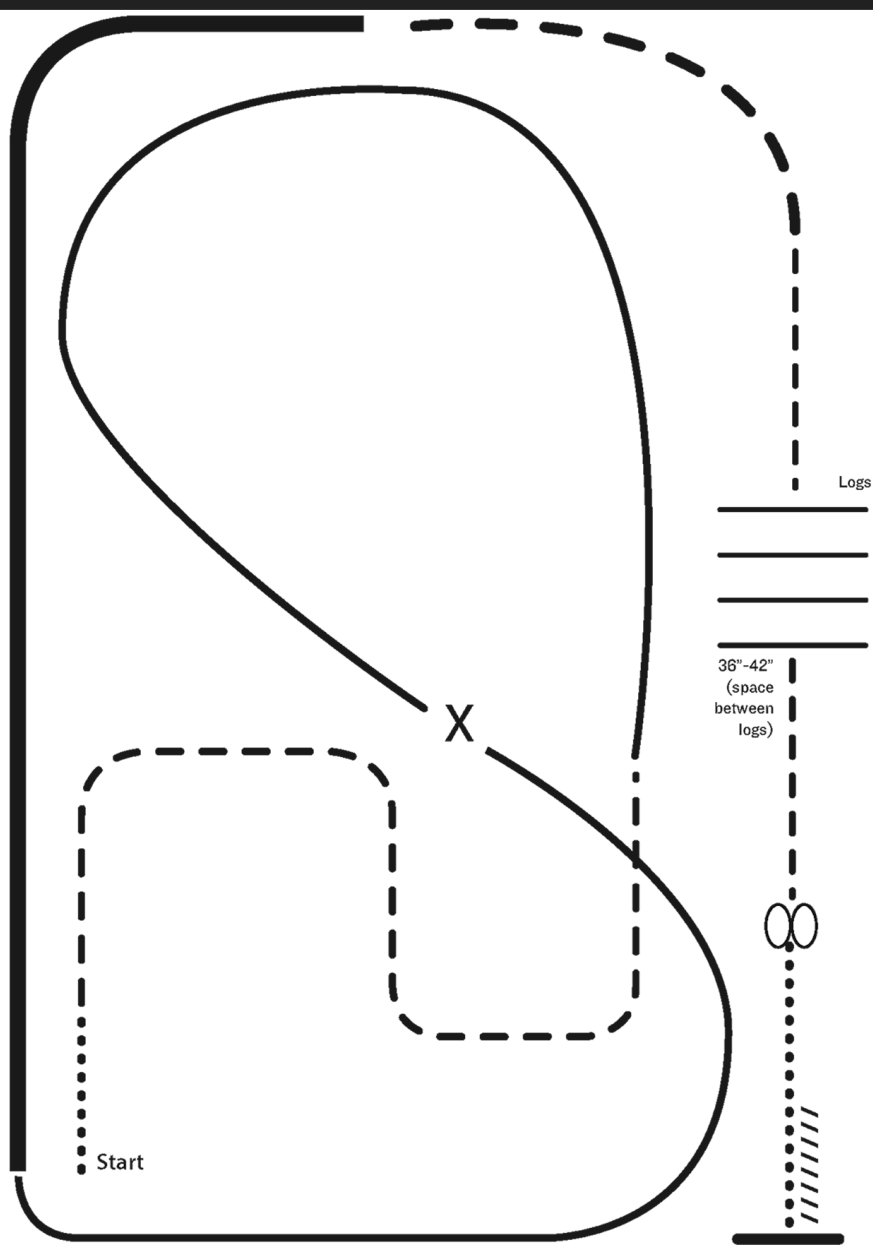
Mike Bednarek, NY & Tim Abler, MI

2024 AREA 1 SUNSATIONAL SUMMER CIRCUIT (Revised May 21) RANCH RIDING (ALL CLASSES)

Show Date: June 1 & 2, 2024

www.HorseShowPatterns.com

www.HorseShowPatterns.com



- X Lead Change
- Walk
- - - Trot
- - - Ext trot
- — — Lope
- — — Ext Lope
- /////// Back

1. Walk
2. Trot serpentine
3. Lope left lead around the end of the arena and then diagonally across the arena
4. Change leads (simple or flying) and
5. Lope on the right lead around end of the arena
6. Extend lope on the straight away and around corner to the center of the arena
7. Extend trot around corner of the arena
8. Collect to a trot
9. Trot over logs
10. Stop, do 360 degree turn each direction (either direction 1st) (L-R or R-L)
11. Walk, stop and back

[RR/AQHA-3]

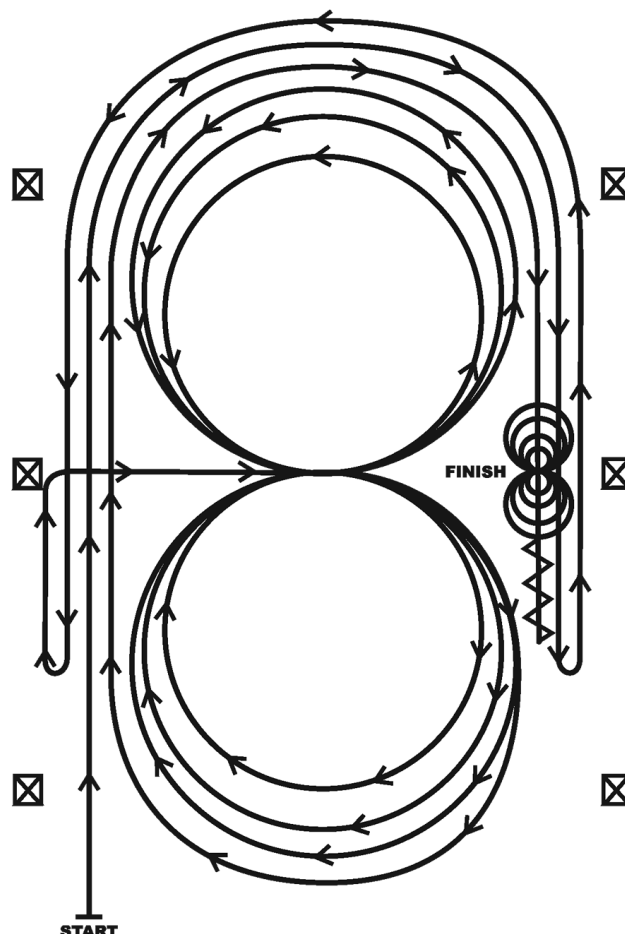
Pattern Provided by:

Mike Bednarek, NY & Tim Abler, MI

2024 AREA 1 SUNSATIONAL SUMMER CIRCUIT (Revised May 21) REINING (ALL CLASSES)

Show Date: June 1 & 2, 2024

REINING PATTERN 3



1. Beginning, lope straight up the left side of the arena, and staying at least twenty feet (six meters) from the walls or fence, run straight down the opposite or right side of the arena past the center marker and do a left rollback—no hesitation.
2. Continue straight up the right side of the arena circle back around the top of the arena, and staying at least twenty feet (six meters) from the walls or fence, run straight down the left side of the arena past the center marker and do a right rollback—no hesitation.
3. Continue up the left side of the arena to the center marker. At the center marker, the horse should be on the right lead. Guide the horse to the center of the arena on the right lead and complete three circles to the right: the first two circles large and fast; the third circle small and slow. Change leads at the center of the arena.
4. Complete three circles to the left: the first two circles large and fast; the third circle small and slow. Change leads in the center of the arena.
5. Begin a large circle to the right but do not close this circle. Continue up the left side of the arena, circle the top of the arena, and staying at least twenty feet (six meters) from the walls or fence, run straight down the opposite or right side of the arena past the center marker and do a sliding stop. Back up at least ten feet (three meters). Hesitate.
6. Complete four spins to the right. Hesitate.
7. Complete four spins to the left. Hesitate to demonstrate completion of the pattern.

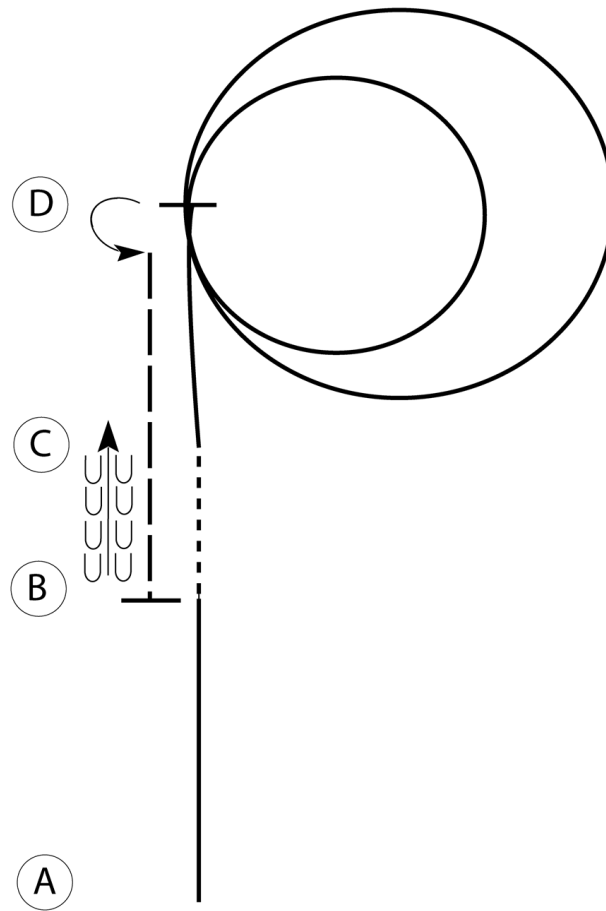
[R/AQHAP-3]

Pattern Provided by:

Mike Bednarek, NY & Tim Abler, MI

2024 AREA 1 SUNSATIONAL SUMMER CIRCUIT (Revised May 21) WESTERN HORSEMANSHIP (Youth, Select & Amateur)

Show Date: June 1 & 2, 2024



Be ready at A.

1. Lope on the left lead to B.
2. Walk B to C.
3. Lope on the right lead to D.
4. Lope a large fast circle to the right.
5. Lope a small slow circle to the right.
6. Stop at D and perform a 180 degree spin to the left.
7. Extend the jog to B.
8. Stop at B and back to C.

Follow the instructions of your ring steward.

| | |
|---------------------|------------------|
| Walk | ----- |
| Jog | ----- |
| Extended Jog | ----- |
| Lope | ————— |
| Leg Yield | |
| Lead Change | ↙ |
| Back | ← ⏟ ⏟ ⏟ |
| Marker | (B) |
| Sidepass | ←-----→ |

[WH/3-1]

Pattern Provided by:

Mike Bednarek, NY & Tim Abler, MI

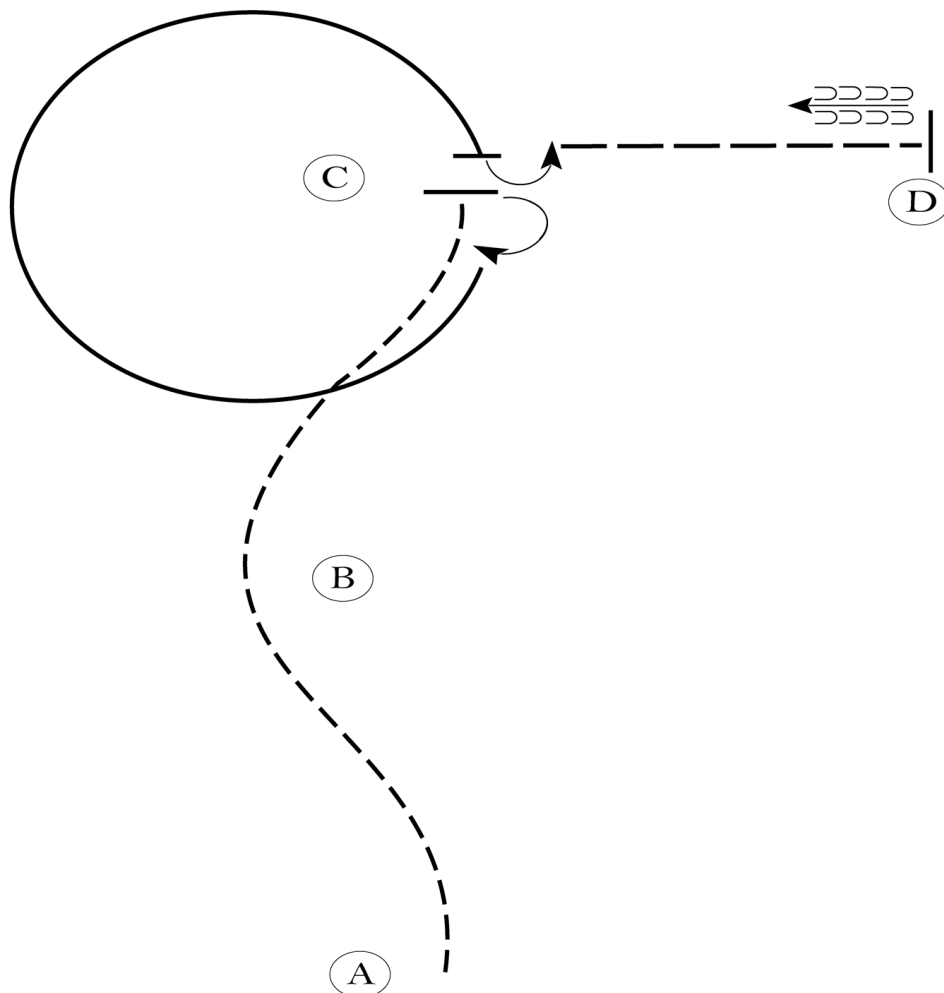
www.HorseShowPatterns.com

www.HorseShowPatterns.com

2024 AREA 1 SUNSATIONAL SUMMER CIRCUIT (Revised May 21)

WEST. HORSEMANSHIP (Rookie & Level 1 Youth & Amateur)

Show Date: June 1 & 2, 2024



1. Jog A to C.
2. Stop at C and perform a 180 degree turn to the right
3. Lope a circle around C on the right lead.
4. Stop at C and perform a 90 degree turn to the left.
5. Extended jog to D.
6. Stop at D and back approximately one horse length.

Follow the instructions of your ring steward.

| | |
|---------------------|-------|
| Walk | ----- |
| Jog | ----- |
| Extended Jog | ----- |
| Lope | ----- |
| Lead Change | |
| Back | |
| Marker | |

[WH/1-1]

Pattern Provided by:

Mike Bednarek, NY & Tim Abler, MI

www.HorseShowPatterns.com

www.HorseShowPatterns.com

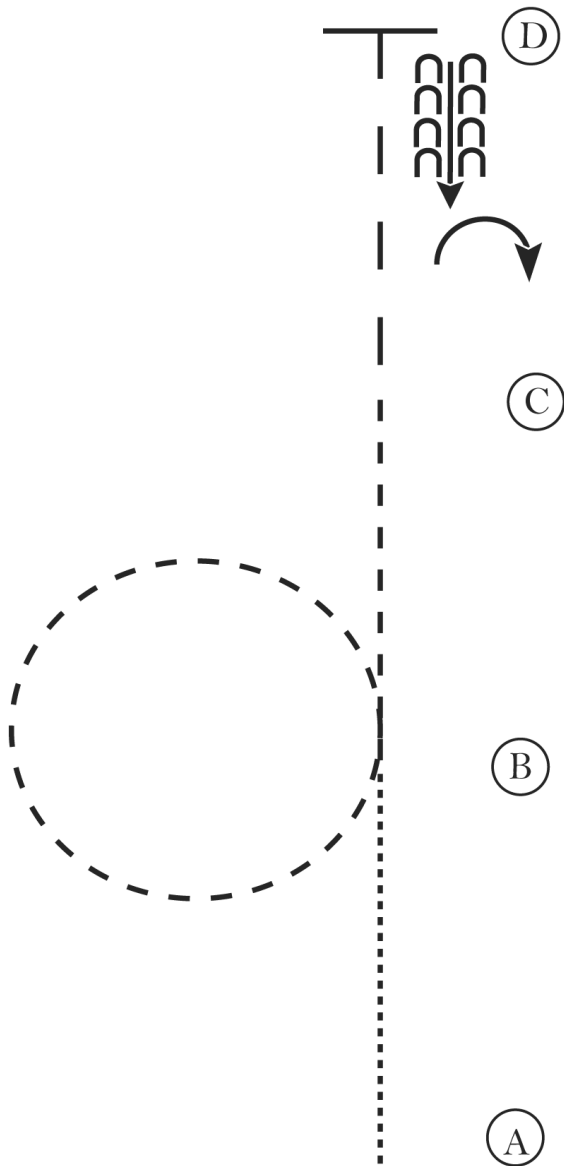
2024 AREA 1 SUNSATIONAL SUMMER CIRCUIT (Revised May 21)

WESTERN HORSEMANSHIP (LEVEL 1 Youth & Amateur Walk Trot)

Show Date: June 1 & 2, 2024

w w w . H o r s e S h o w P a t t e r n s . c o m

w w w . H o r s e S h o w P a t t e r n s . c o m



1. Walk A to B.
2. At B jog.
3. Jog a circle at B and continue to C.
4. At C extend the jog to D.
5. At D stop and back 4 steps.
6. Turn 90 degrees to the right.

| | |
|--------------|-------|
| Walk | |
| Jog | ----- |
| Extended Jog | ----- |
| Lope | ————— |
| Leg Yield | |
| Lead Change | ↘ |
| Back | ←←←←← |
| Marker | ⊙ |
| Sidepass | ←←←←← |

[WH/WT-11]

Pattern Provided by:

Mike Bednarek, NY & Tim Abler, MI

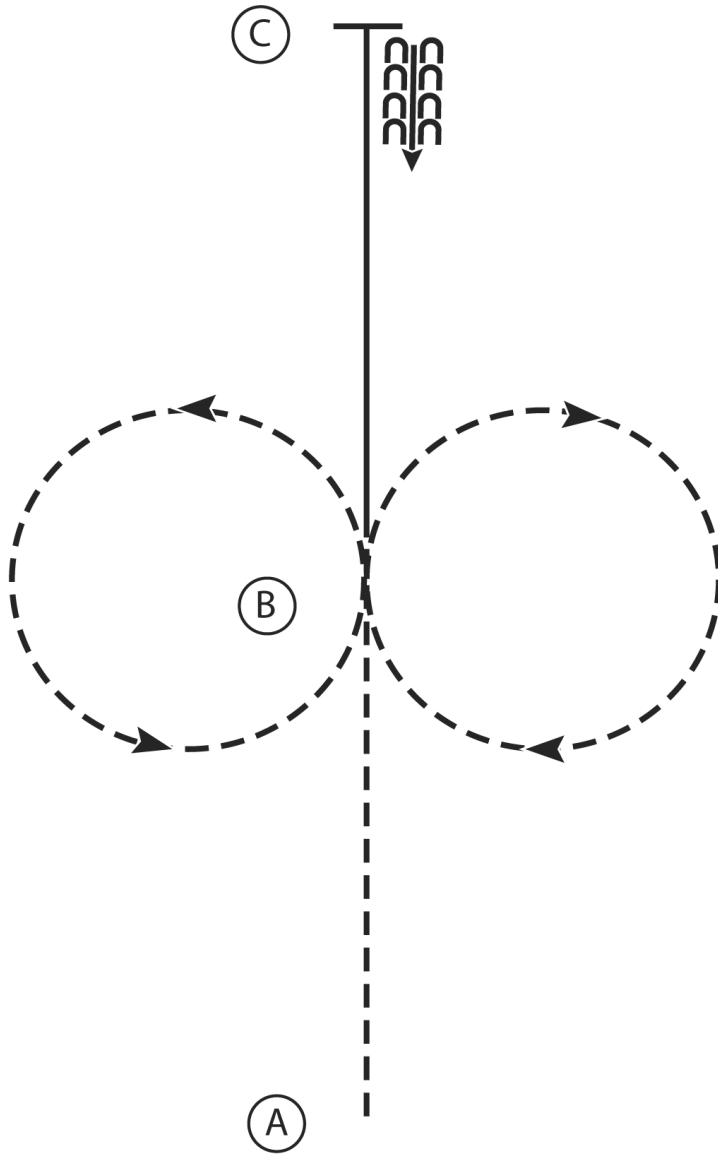
2024 AREA 1 SUNSATIONAL SUMMER CIRCUIT (Revised May 21)

HUNT SEAT EQUITATION (YOUTH & AMATEUR ROOKIE & LEVEL 1)

Show Date: June 1 & 2, 2024

w w w . H o r s e S h o w P a t t e r n s . c o m

w w w . H o r s e S h o w P a t t e r n s . c o m



1. Sitting trot A to B
2. At B posting trot circle to the right
3. At B posting trot circle to the left
4. At B canter on the left lead to C
5. At C stop and back 4 steps

| | |
|---------------|-------------|
| Walk | |
| Trot | - - - - - |
| Extended Trot | - - - - - |
| Canter | ————— |
| Leg Yield | |
| Lead Change | ↙ ↘ |
| Back | ←←←← |
| Marker | (B) |
| Sidepass | ← - - - - → |

[HSE/1-6]

Pattern Provided by:

Mike Bednarek, NY & Tim Ablor, MI

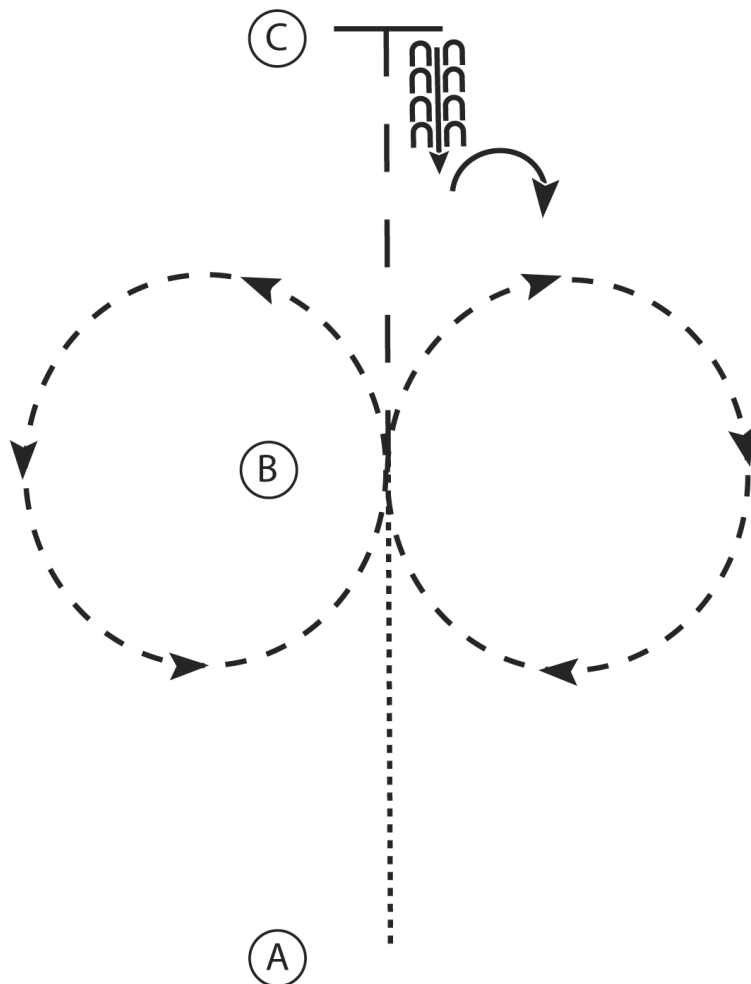
2024 AREA 1 SUNSATIONAL SUMMER CIRCUIT (Revised May 21)

HUNT SEAT EQUITATION (LEVEL 1 Youth & Amateur Walk Trot)

Show Date: June 1 & 2, 2024

w w w . H o r s e S h o w P a t t e r n s . c o m

w w w . H o r s e S h o w P a t t e r n s . c o m



1. Walk A to B
2. Sitting trot circle to the right
3. Posting trot circle to the left
4. At B extend the trot to C
5. Stop at C and back 4 steps
6. Perform a 90 degree turn to the right

| | |
|---------------|-------------|
| Walk | |
| Trot | - - - - - |
| Extended Trot | - - - - - |
| Canter | ————— |
| Leg Yield | |
| Lead Change | ↘ |
| Back | ←←←←← |
| Marker | ⊙ B |
| Sidepass | ← - - - - → |

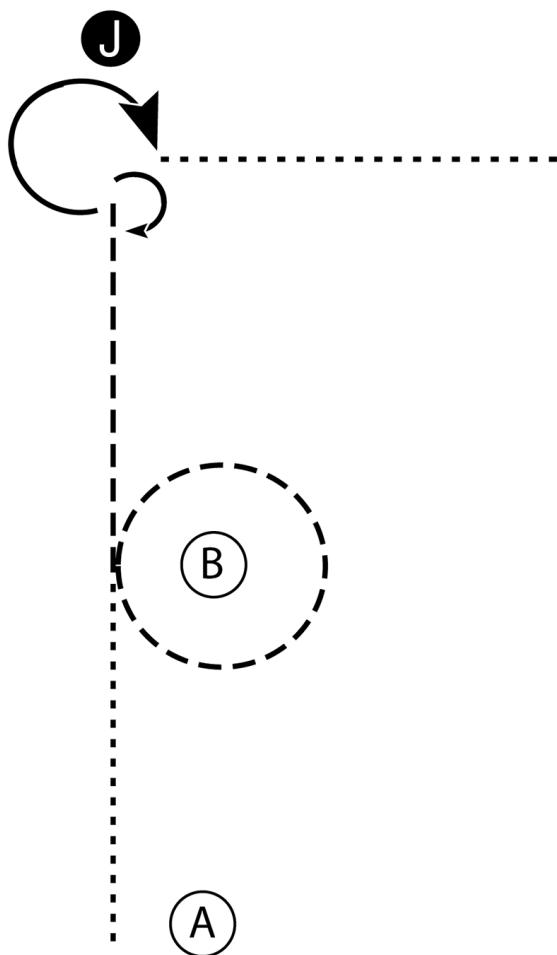
[HSE/WT-1]

Pattern Provided by:

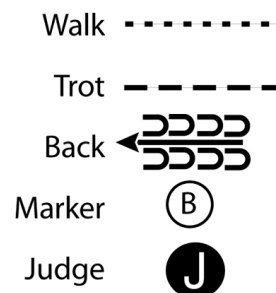
Mike Bednarek, NY & Tim Ablor, MI

2024 AREA 1 SUNSATIONAL SUMMER CIRCUIT (Revised May 21) SHOWMANSHIP (Youth, Select & Amateur)

Show Date: June 1 & 2, 2024



1. Walk from A to B.
2. At B trot. Trot a circle around B and continue to the Judge.
3. Stop and perform a 180 degree turn. Set up for inspection.
4. When dismissed perform a 270 degree turn.
5. Walk straight away from the Judge.



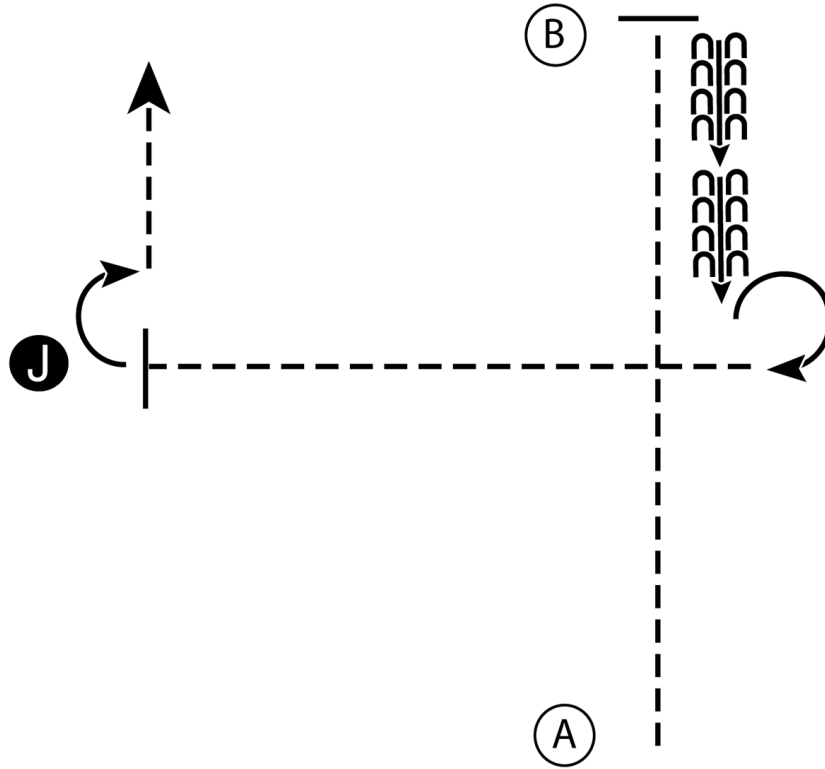
[S/2-9]

Pattern Provided by:

Mike Bednarek, NY & Tim Abler, MI

2024 AREA 1 SUNSATIONAL SUMMER CIRCUIT (Revised May 21) SHOWMANSHIP (Level 1 Youth & Amateur)

Show Date: June 1 & 2, 2024



1. Trot A to B
2. Stop at B and back halfway to A
3. Stop and perform a 270 degree turn
4. Trot to judge and set up for inspection
5. When dismissed perform a 90 degree turn and trot away from judge

- Walk (dotted line)
- Trot - - - - - (dashed line)
- Back ← (back movement symbol)
- Marker (B) (circle with B)
- Judge (J) (circle with J)

[S/2-3]

Pattern Provided by:

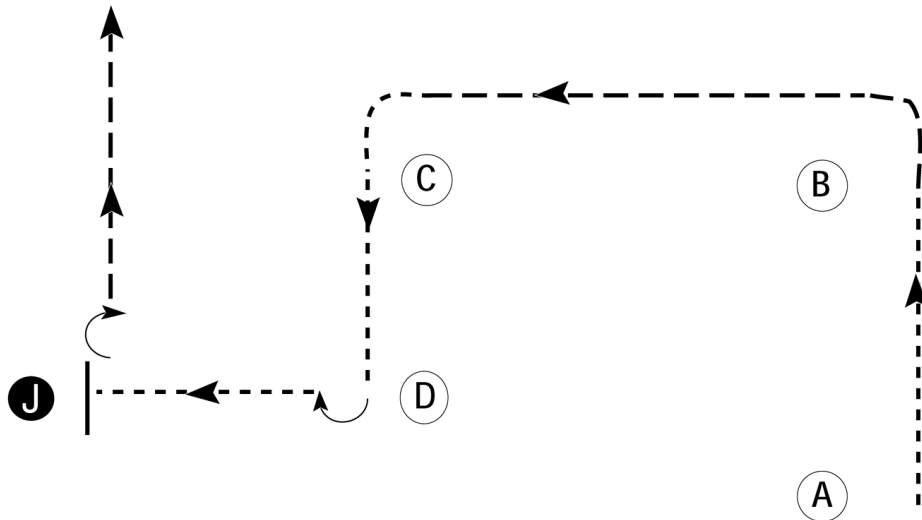
Mike Bednarek, NY & Tim Abler, MI

w w w . H o r s e S h o w P a t t e r n s . c o m

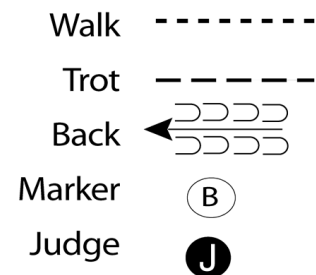
w w w . H o r s e S h o w P a t t e r n s . c o m

2024 AREA 1 SUNSATIONAL SUMMER CIRCUIT (Revised May 21) SHOWMANSHIP (SMALL FRY)

Show Date: June 1 & 2, 2024



1. Be ready at A
2. Walk to B
3. Trot from B to C
4. Break to a walk and walk around C to D
5. Turn 90 degrees and walk to Judge
6. Stop and set up for inspection
7. When dismissed, turn 90 degrees and trot away from judge



[S/WT-5]

Pattern Provided by:

Mike Bednarek, NY & Tim Ablor, MI

w w w . H o r s e S h o w P a t t e r n s . c o m

w w w . H o r s e S h o w P a t t e r n s . c o m